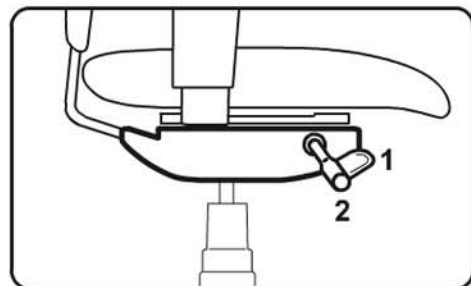
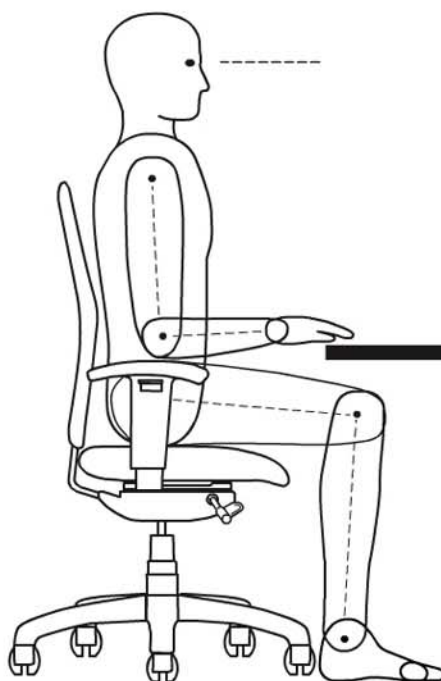
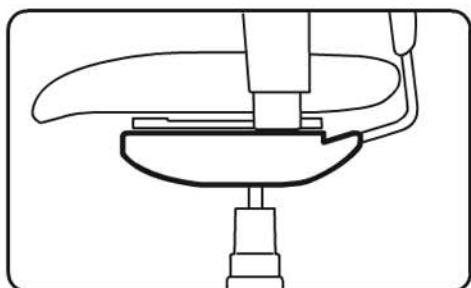


OPERATING INSTRUCTIONS FOR RI CONTROL

R1 Control Right Side



Left Side

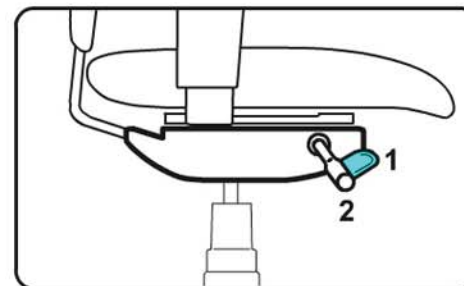


1-Seat Height Adjustment
2-Seat Slider and Back Angle Adjustment

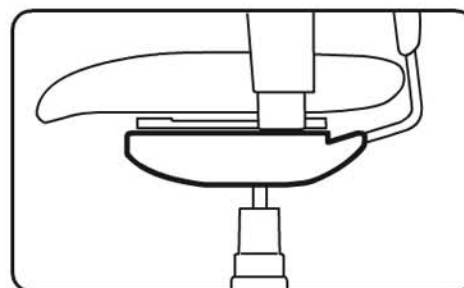
Shown: RI



R1 Control Right Side



Left Side

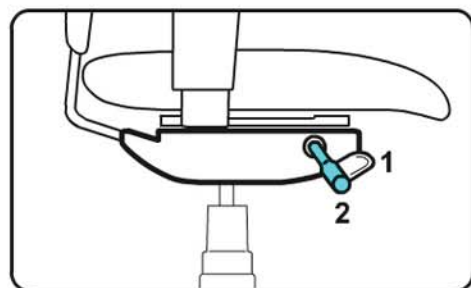


Paddle (1): Seat Height Adjustment

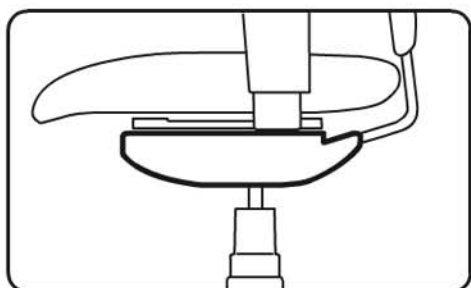
To raise the seat height: Stand up (or raise your body; so there's no pressure on the seat), lift the paddle to raise the seat height.

To lower the seat height: Sit in the chair and lift the paddle to lower the seat height.

R1 Control Right Side



Left Side



Pull Rod (2): Seat Slider and Back Angle Adjustment

To Adjust: sit on the chair, pull the rod out to unlock (the rod stays out while it's in unlocked position), lean back, and slide the seat forward or back to adjust seat depth. When the desired position is obtained, push the rod in to lock.